



Set up / Collapse Quick and Easy



1. Set Up / Collapse a Softbox

Hold the handle with one hand and pull it back until it clicks as shown in the picture.

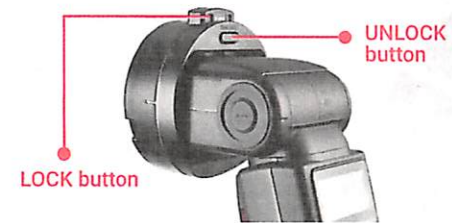
- **Collapse** : Slide the UNLOCK button to the left to collapse it.



* Angle Control

Press the button on the angle grip with your hand changing it to the desired angle and release button to hold.


Forcing angle changes without pressing the angle grip can cause wear to the angle change joint.




2. Adapter Mounting and Disconnecting

Mount the S adapter : Put the S adapter into the S-Adapter's hole and press the lock button downwards firmly to hold the speedlite so that it doesn't detach.

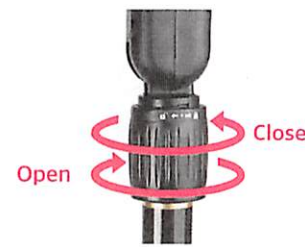
- **Detach the S adapter** : Press the UNLOCK button to remove it.
- A1, V1 adapter Mount** : If the head of the speedlite is placed close to the adapter, it is held by magnetism.



- * **Mount the adapter to the speedring.**
- Mount** : Insert adapter into speedring aligning the mark and turn it to the right until it clicks.



- **Detach** : After lowering the UNLOCK button on the hand grip, turn the adapter to the left to easily separate from the speedring.



* Mounting on Stand

Insert the "SM swivel" into the spigot of the stand and rotate to the right it with appropriate force. To separate it from the stand, rotate it to the left.




* Using Accessories


You can use accessories such as colorfilters, diffusers, honeycomb grids, and gel frame on the adapter. (Held by magnets)

Contents ※ If you purchase the following components, make sure to check them out.

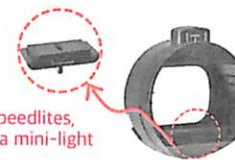
★ **Basic contents** : Speedbox-Flip Speedring, Adapter (choose S, A1 or V1), Exclusive Bag



Softbox Fabric + Speedring



Exclusive Bag



For small speedlites, please use a mini-light adapter.

S adapter

Includes mini-light adapter



A1 adapter



V1 adapter

★ Accessories (Separate Purchase)



⚠ If it is not properly attached, it may be disconnect during use, causing damage to the adapter or speedlite.